

eXtreme Programming

(summary of Kent Beck's XP book)

Prof. Dr. Wolfgang Pree
Universität Salzburg
pree@SoftwareResearch.net

1

Contents

- The software development problem
- The XP solution
- The JUnit testing framework

The SW development problem

© 2002, W. Pree 3



Four variables

© 2002, W. Pree 4

Overview

- **cost**
- **time**
- **quality**
- **scope**

**external forces (customers, management) pick the values of 3 v.
solution: make the four variables visible**

interaction between the variables

- **time**: more time can improve quality and increase scope
too much time will hurt it
- **quality**: short-term gains by deliberately sacrificing quality; but the cost (human, business, technical) is enormous
- less **scope** => better quality (as long as the business problem is still solved)

Four values

Overview

- **communication**
- **simplicity**
- **feedback**
- **courage**

short-term vs. long term thinking (I)

- communication: effect of pair programming, unit testing, task estimation: programmers, customers and managers have to communicate
- simplicity: it is better to do a simple thing today and pay a little more tomorrow to change it if it needs than to do a more complicated thing today that may never be used anyway

short-term vs. long term thinking (II)

- feedback: when customers write new „stories“ (description of features, simplified use cases), the programmers immediately estimate them; customers and testers write functional tests for all the stories
- courage: throwing parts of the code away and start over on the most promising design

Basic principles (derived from the four values)

© 2002, W. Pree 11

Basic principles (I)

- rapid feedback
- assume simplicity
- incremental change
- embracing change
- quality work

© 2002, W. Pree 12

Basic principles (II)

- small initial investment
- play to win
- concrete experiments
- open, honest communication
- work with people's instincts, not against them

Basic activities

Basic activities in the XP development process

- coding
- testing
- listening
- designing

The solution

XP practices

Practices (I)

- **planning game: determine the scope of the next release; as reality overtakes the plan update the plan**
- **small releases: release new versions on a very short cycle after putting a simple system into production quickly**
- **metaphor: guide development with a simple shared story of how the whole system works**

Practices (II)

- **simple design: as simple as possible but not simpler (A. Einstein)**
- **testing: continually write unit tests**
- **refactoring: restructure the system to remove duplication (c.f. framelets, etc.)**
- **pair programming: two programmers at one machine**
- **collective ownership**

Practices (III)

- **continuous integration: integrate the system many times a day, every time a task is complete**
- **40-hour week**
- **on-site customer: include a real, live customer**
- **coding standards**

Management strategy

Overview

- **decentralized decision making based on**
 - metrics
 - coaching
 - tracking
 - intervention
- **using business basics: phased delivery, quick and concrete feedback, clear articulation of the business needs, specialists for special tasks**

Metrics

- don't have too many metrics
- numbers are regarded as a way of gently and noncoercively communicating the need for change
- ratio between the estimated development time and calendar time is the basic measure for running the Planning Game

Coaching

- be available as a development partner
 - see long-term refactoring goals
 - explain the process to upper-level management
- => no lead programmer, system architect, etc.**

Intervention

- when problems cannot be solved by the emergent brilliance of the team, the manager has to step in, make decisions and see the consequences through to the end
- sample situations: changing the team's process, personnel changes, quitting a project

Planning strategy

Overview

- bring the team together
- decide on scope and priorities
- estimate cost and schedule
- give everyone confidence that the system can be done
- provide a benchmark for feedback

put the most valuable functionality into production asap

Summary

What makes XP hard?

It's hard to ...

- do simple things
- admit you don't know (eg, basics about computer/software science in the context of pair programming)
- to collaborate
- to break down emotional walls

XP & Kent Beck (I)

Kent Beck is afraid of:

- doing work that doesn't matter
- having projects canceled
- making business decisions badly
- doing work without being proud of it

Kent Beck is not afraid of:

- **coding**
- **changing his mind**
- **proceeding without knowing everything about the future**
- **relying on other people**
- **changing the analysis and design of a running system**
- **writing tests**

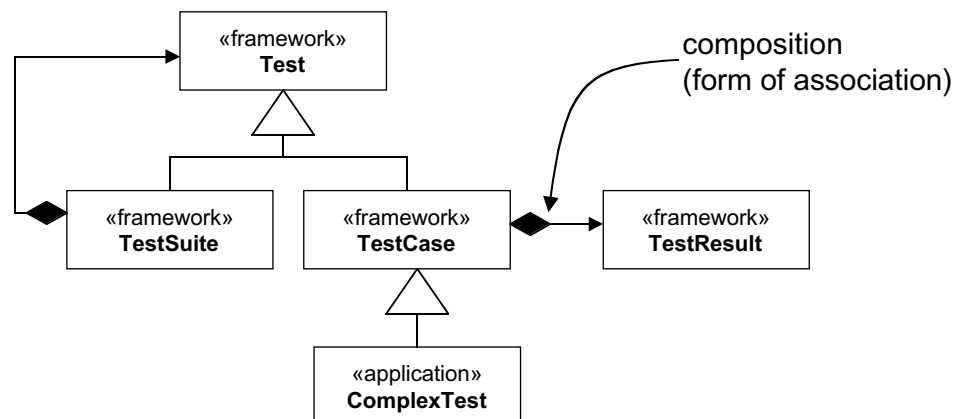
The JUnit testing framework

The JUnit components (I)

- Adding new test cases: JUnit provides a standard interface for defining test cases and allows the reuse of common code among related test cases.
- Tests suites: Framework users can group test cases in test suites.
- Reporting test results: the framework keeps flexible how test results are reported. The possibilities include storing the results of the tests in a database for project control purposes, creating HTML files that report the test activities.

The JUnit components (II)

Overview of the JUnit design - Class ComplexTest defines test cases for complex numbers

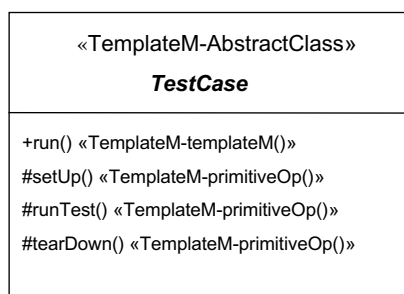


The TestCase variation point (I)

- The initialization part is responsible for creating the text fixture.
- The test itself uses the objects created by the initialization part and performs the actions required for the test.
- Finally, the third part cleans up a test.

The TestCase variation point (II)

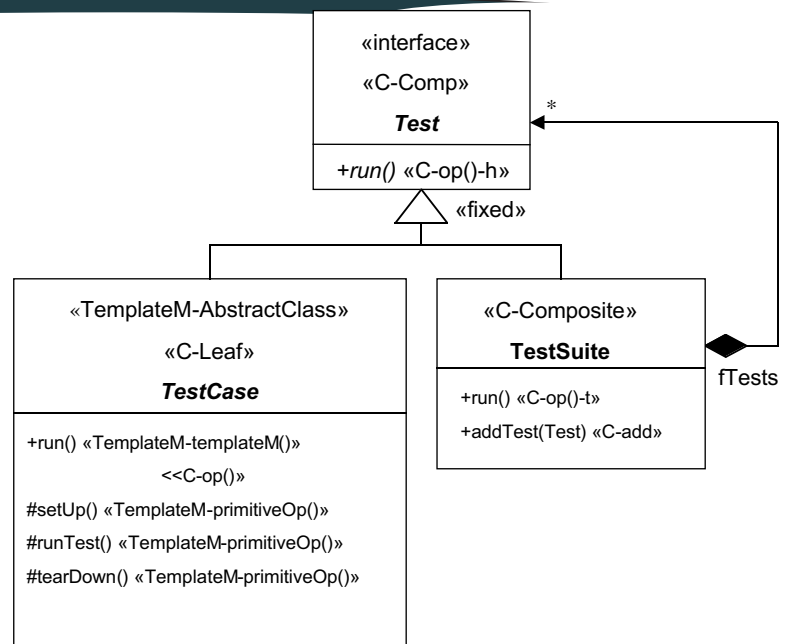
The TestCase design is based on the Template Method design pattern - method run() controls the test execution



```
public void run() {  
    setUp();  
    runTest();  
    tearDown();  
}
```

The TestSuite variation point

TestCases are grouped into TestSuites—a variation of the Composite design pattern



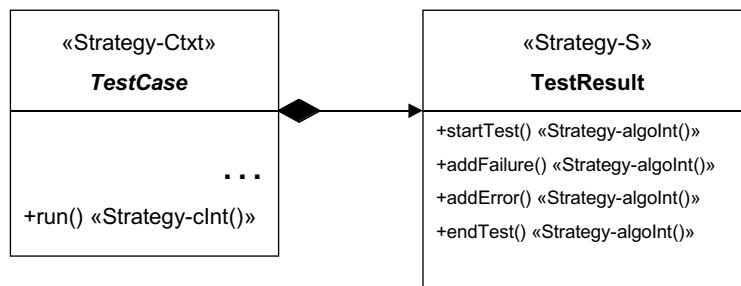
Black-box adaptation

The TestResult variation point (I)

- Failures are situations where the assert() method does not yield the expected result.
- Errors are unexpected bugs in the code being tested or in the test cases themselves.
- The TestResult class is responsible for reporting the failures and errors in different ways.

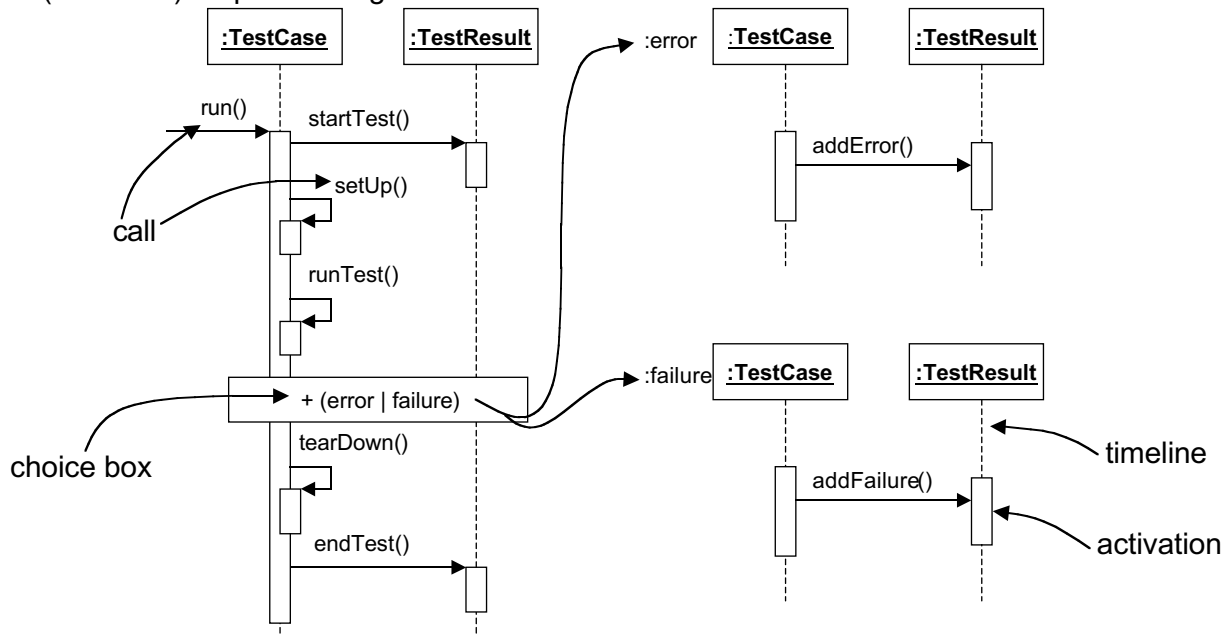
The TestResult variation point (II)

- TestResult must provide four methods:
 - startTest() - initialization code
 - addFailure() - reports a failure
 - addError() - reports an error
 - endTest() - clean-up code



The TestResult variation point (III)

(extended) sequence diagram



Adapting JUnit

- Cookbook recipes and UML-F diagrams for each of the JUnit variation points
 - Create a test case (ComplexTest)
 - Create a test suite (for the ComplexTest methods)
 - Create an HTML reporting mechanism

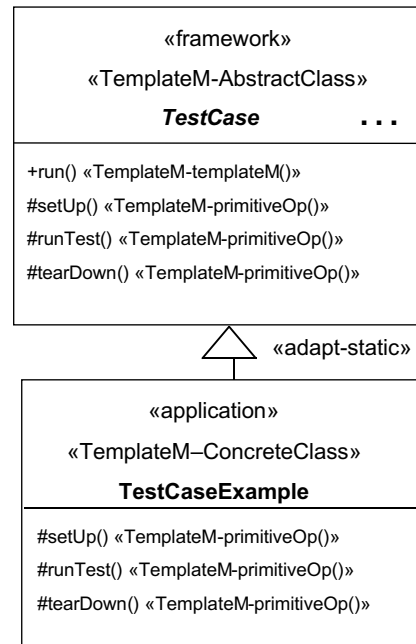
Adapting TestCase (I)

- TestCase adaptation recipe:
 - Subclass TestCase
 - Override setUp() (optional). The default implementation is empty
 - Override runTest()
 - Override tearDown() (optional). The default implementation is empty

Adapting TestCase (II)

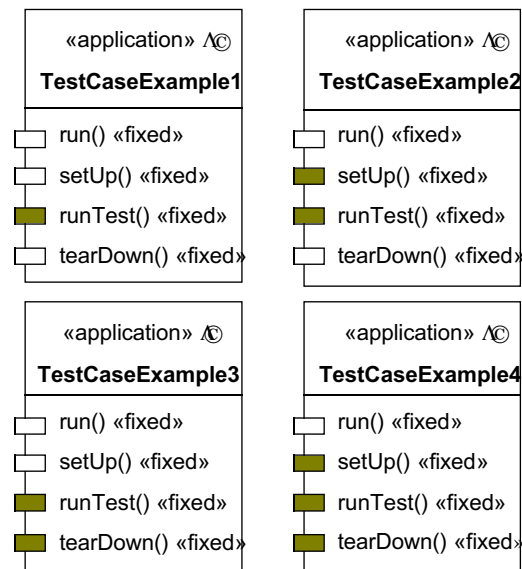
TestCaseExample exemplifies the code that has to be added by the application developer

White-box adaptation



Adapting TestCase (III)

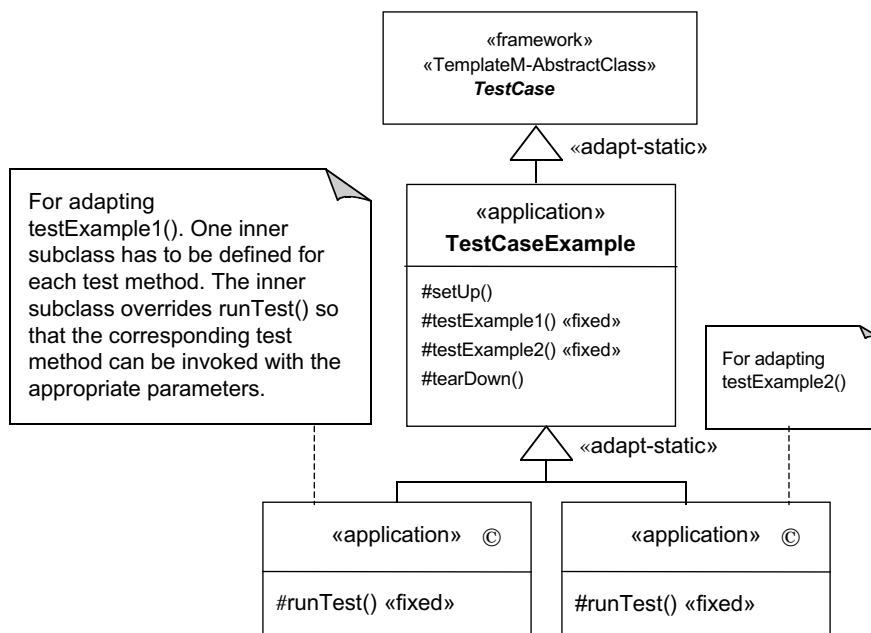
For possible adaptation examples, considering the optional hook methods



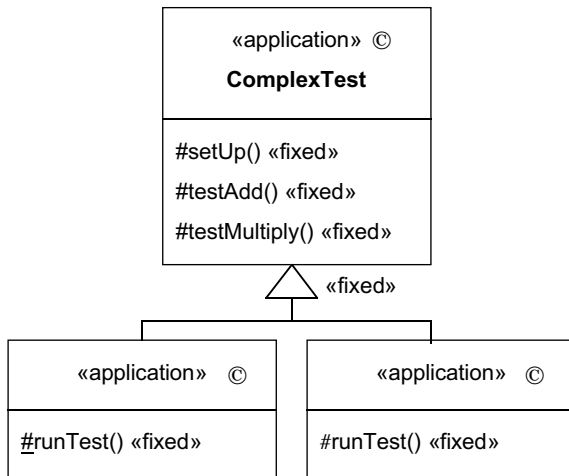
Adapting TestCase (IV)

- One aspect in the TestCase class cannot be captured in UML-F design diagrams
 - Method runTest() takes no parameters as input
 - Different test cases require different input parameters.
 - The interface for these test methods has to be adapted to match runTest().

Adapting TestCase (V)



Adapting TestCase (VI)



```

public class ComplexTest extends TestCase {
    private ComplexNumber fOneZero;
    private ComplexNumber fZeroOne;
    private ComplexNumber fMinusOneZero;
    private ComplexNumber fOneOne;

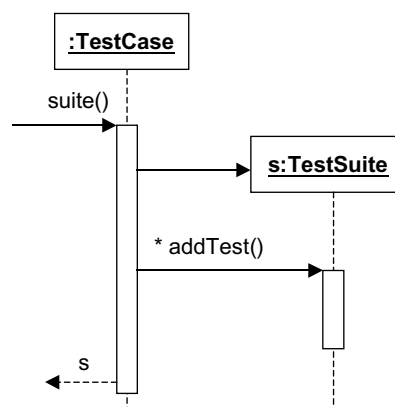
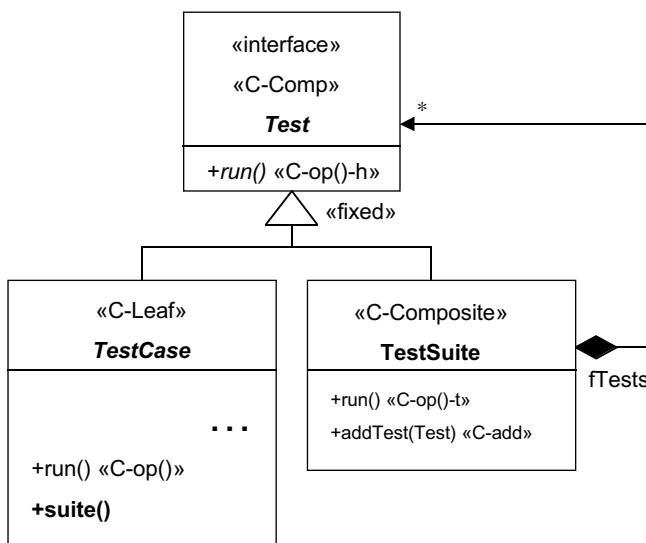
    protected void setUp() {
        fOneZero = new ComplexNumber(1, 0);
        fZeroOne = new ComplexNumber(0, 1);
        fMinusOneZero = new ComplexNumber(-1, 0);
        fOneOne = new ComplexNumber(1, 1);
    }

    public void testAdd() {
        //This test will fail !!!
        ComplexNumber result = fOneOne.add(fZeroOne);
        assert(fOneOne.equals(result));
    }

    public void testMultiply() {
        ComplexNumber result = fZeroOne.multiply(fZeroOne);
        assert(fMinusOneZero.equals(result));
    }
}
  
```

Adapting TestSuite (I)

Adaptation by overriding the **suite()** method

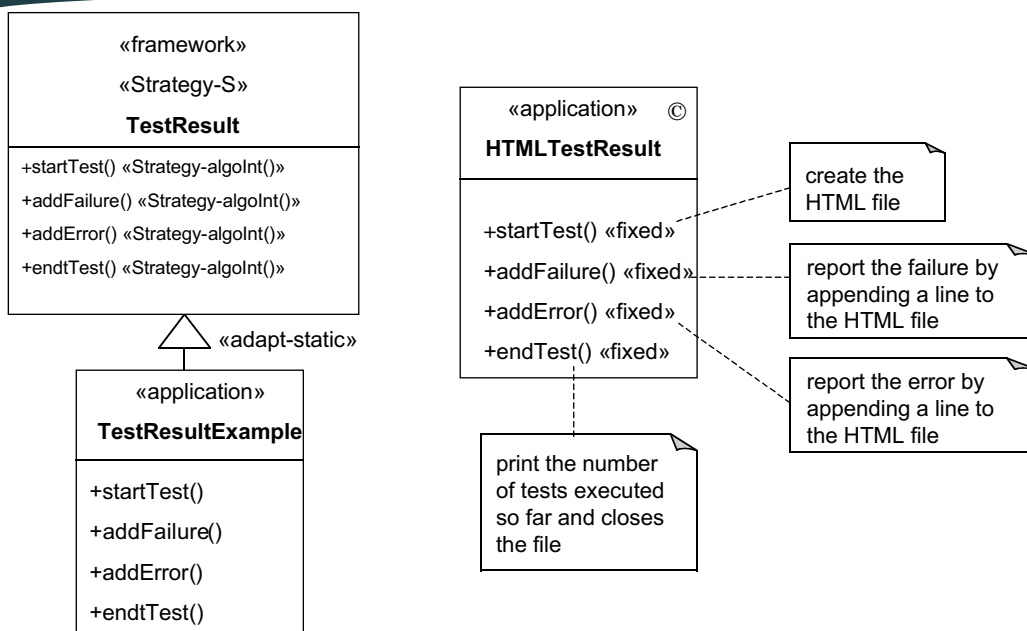


Adapting TestSuite (II)

TestCase and TestSuite are related variation points

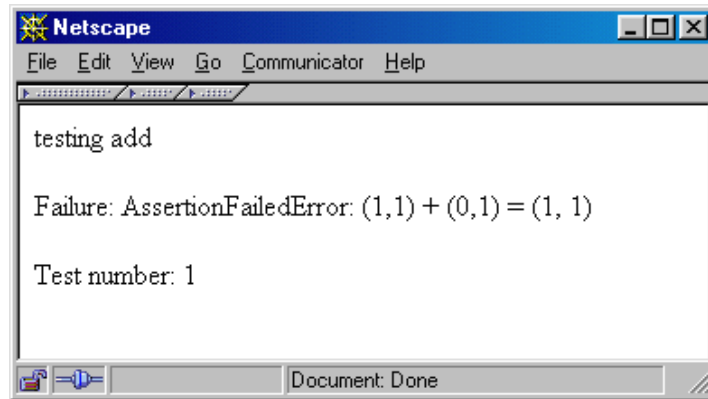
```
public static Test suite() {
    TestSuite suite = new TestSuite();
    suite.addTest(new ComplexTest("testing add") {
        protected void runTest() { this.testAdd(); }
    });
    suite.addTest(new ComplexTest("testing multiply") {
        protected void runTest() { this.testMultiply(); }
    });
    return suite;
}
```

Adapting TestResult (I)



Adapting TestResult (II)

Display of a sample HTML file that reports a failure.



Pattern-annotated diagrams

Pattern-annotated diagram for the main JUnit classes

