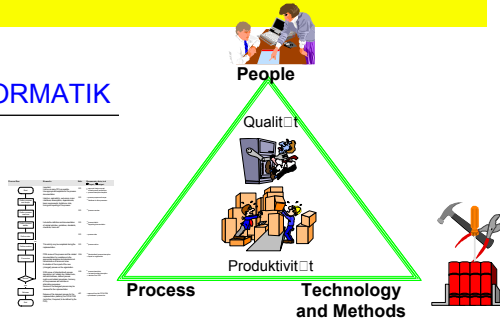


Darstellung und Anwendung der Assesmentergebnisse

Copyright © QUALITÄT & INFORMATIK
Zürich, München
www.itq.ch



1

Qualität & Informatik

Ziel

- Wie sehen die Ergebnisse aus?
- Was machen wir mit den Assesmentergebnissen?


2

Qualität & Informatik


Assessment Report

- Assessment Report
(Presentation Date: xx.xx.xx)

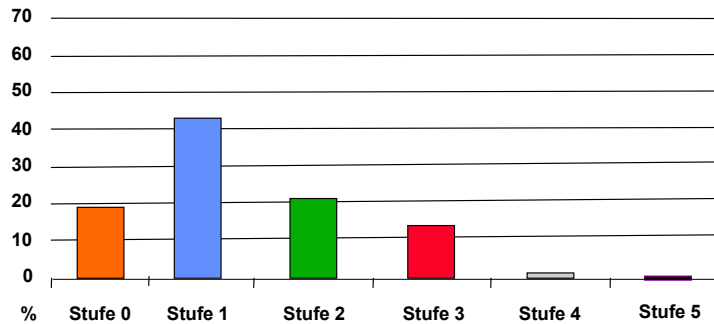
- Contents:
 - Process Profiles
 - Key Findings
 - Process Strengths and Weaknesses
 - Opportunities for Improvement
 - Identified Risk Factors
 - List of evidence records



SPICE-Prozessprofil (Beispiel)



Erfahrungswerte aus der Praxis



Grundlage: Daten von 70 SPICE-Assessments

Quelle: SPICE Trials Phase 2 Report - Volume One (691 Prozessinstanzen aus 171 Projekten), 1998

Wie weiter ...

Determine the improvement goals:

Establish the improvement goal.

Implement the improvement.

Measure the improvement gains.

Improvement is a continuous process.

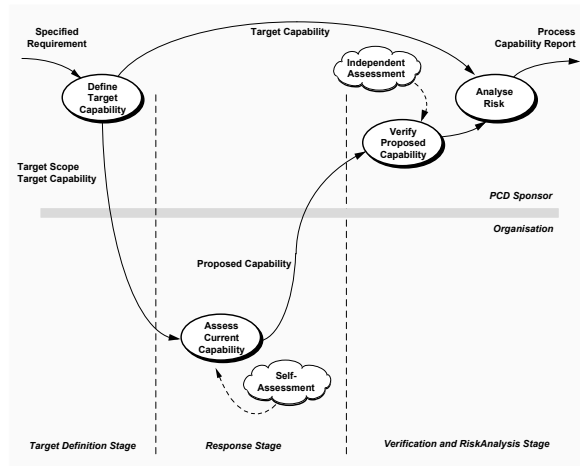
Process improvement

- ❖ Driven by organisation's business goals.
- ❖ Needs senior management commitment.
- ❖ Requires investment of time:
 - to assess and plan improvements;
 - to learn new ways of working.
- ❖ Team effort.
- ❖ Continuous activity.
- ❖ Quantitative measurement.

Process Capability Determination

- ❖ Define required process capability profile.
- ❖ Assess actual process capability profile.
- ❖ Analyse shortfall and associated risks.

Fähigkeitsbewertung von Lieferanten



9

Qualität & Informatik

Summary

- ❖ The results of process assessment can be used in two primary contexts:
 - process improvement;
 - process capability determination.
- ❖ Management commitment and investment is critical to success.
- ❖ Process capability determination is an approach focussed on evaluating risks.
- ❖ Risks are associated with gaps between target process profiles and actual or proposed capability.

10

Qualität & Informatik